RFEX series

Maximum working pressure up to 1.6 MPa (16 bar) - Flow rate up to 260 l/min



INSTALLATION, SERVICE AND MAINTENANCE MANUAL AND SAFETY INSTRUCTIONS

Please scan or click the QR codes to get updated electronic version of the related document:

RFEX060 RFEX110

For all the QR codes: Scan or click me!

RFEX GENERAL INFORMATION

Description

Return filter

Maximum working pressure up to 1.6 MPa (16 bar)
Flow rate up to 260 l/min

RFEX is a range of return filters for protection of the reservoir against the system contamination.
They are mounted in line to limit aeration or foam generation into the reservoir.

Available features:

- Female threaded connections up to 1 1/4" and SAE connections up to 1 5/8", for a maximum flow rate of 260 l/min
- Fine filtration rating, to get a good cleanliness level into the reservoir
- Bypass valve, to relieve excessive pressure drop across the filter media
- Visual, electrical, axial and radial pressure gauges
- MYclean interface connection for the filter element, to protect the product against non-original spare parts
- External protective wrap, to optimize the flow through the element and to save the element efficiency against non-proper handling

Common applications:

- Light Industrial equipment
- Mobile application

Technical data

Filter housing materials

- Head: Aluminium
- Bypass valve: Polyamide - Steel
- Bowl: Polyamide

Pressure

- Test pressure: 2.4 MPa (24 bar)
- Min. Burst pressure: 4.8 MPa (48 bar)
- Pulse pressure fatigue test: 1 000 000 cycles with pressure from 0 to 1.6 MPa (16 bar)

Bypass valve

Opening pressure 0.175 MPa (1.75 bar) ±10%

Filter element features

Filter		Filter element	
RFEX		FEX	
Δp Element type			
Element media	**Construction**	**Δp Series**	**Δp**
A - Microfiber	Standard	C	8 bar
M - Wire mesh	Standard	C	8 bar
P - Paper	Standard	C	8 bar
Please see ordering code tables to check element Δp series availability based on filter features.			
Flow direction through the filter element: From OUT to IN			

Seals

Standard NBR series A

Temperature

From -25 °C to +110 °C

Note

RFEX filters are provided for vertical mounting

Weights [kg] and volumes [dm³]

Filter series	Weights [kg]			Volumes [dm³]		
	Length	10	20	Length	10	20
RFEX 060		1.00	1.15		0.60	0.80
RFEX 110		1.90	2.10		1.60	2.00

Flow rates [l/min]

Filter element design - C Series								
Filter series	Length	A0010	A0016	A0025	M0060	M0090	P0010	P0025
RFEX 060	**10**	60	61	64	87	89	62	77
	20	69	70	75	91	92	79	93
RFEX 110	**10**	141	153	172	250	252	186	196
	20	166	168	191	255	256	207	215

Maximum flow rate for a complete return filter with a pressure drop Δp = 0.5 bar.
The reference fluid has a kinematic viscosity of 30 mm^2/s (cSt) and a density of 0.86 kg/dm^3.
For different pressure drop or fluid viscosity we recommend to use our selection software available on www.mpfiltri.com.
Please, contact our Sales Department for further additional information.

Hydraulic diagram

Filter series	00 - without bypass	17 - with bypass 1.75 bar
RFEX 060-110	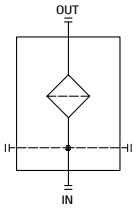	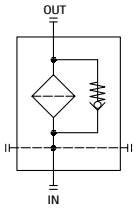

Pressure drop

Filter housings
Δp pressure drop

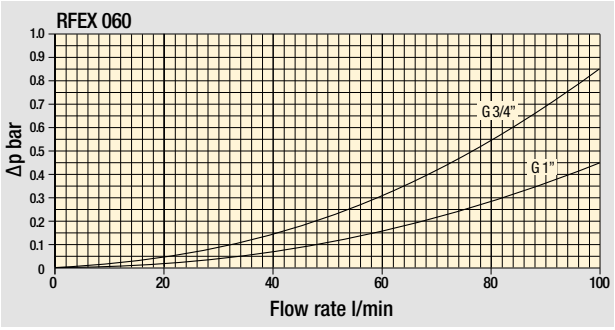

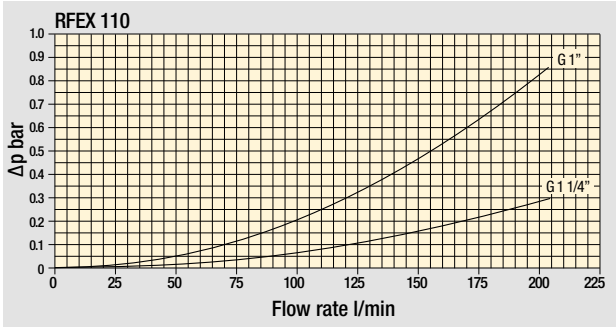

Bypass valve
pressure drop

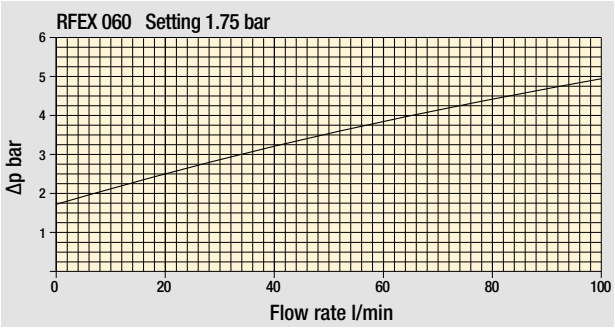

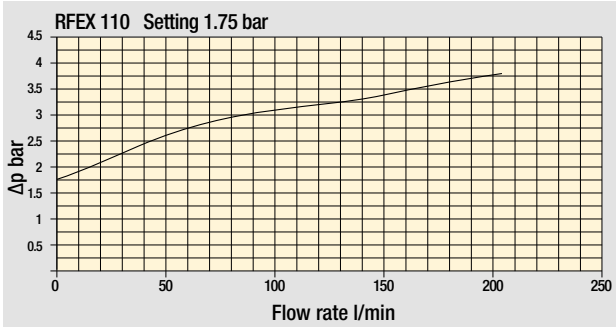

The curves are plotted using mineral oil with density of 0.86 kg/dm^3 in compliance with ISO 3968.
Δp varies proportionally with density.

Order number for spare parts

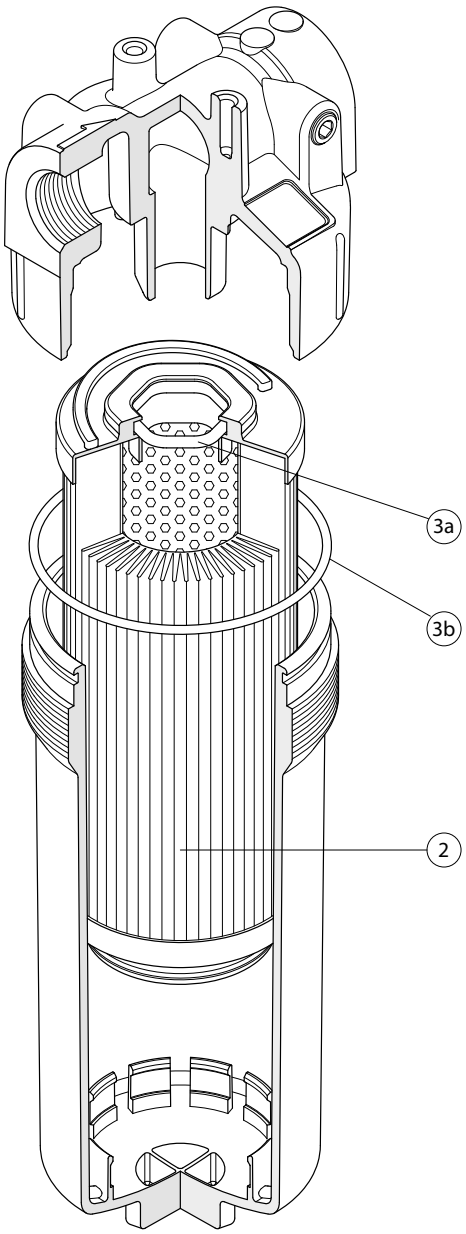

Item:	Q.ty: 1 pc. (2)	Q.ty: 1 pc. (3) (3a ÷ 3b)
Filter series	**Filter element**	**Seal Kit code number NBR**
RFEX 060	See order table	AK021000512
RFEX 110		AK021000513

MYCLEAN

THE X CONCEPT FOR OUR FILTERS

**Protect the performance of your system with MYclean.
Quality and efficiency are fundamental for MP Filtri:
this exclusive new filter element possesses polygon shape geometry and specific seal that ensures only original spare parts can be used - ensuring correct operation and higher system reliability.**

MPFX series

with MYCLEAN MFX Filter Element



- **Protects the machine from improper use of non-original products.**
- **Safety of constant quality protection & reliability**

With exclusive filter element you are sure that only MP Filtri filter elements can be used, ensuring the best cleaning level of the oil due to the use of originals filter elements.

The products identified as MPFX are protected by:

- Italian Patent n° 102014902261205
- Canadian Patent n° 2,937,258
- European Patent n° 3 124 092 B1
- US Patent n° 20170030384 A1

TOGETHER WITH MYCLEAN , AS OPTION, MPFX SERIES CAN BE PROVIDED WITH

zerospark®

THE ANTI-STATIC FILTERS



THE Z CONCEPT FOR OUR FILTERS

Zerospark® is a specialist solution designed to solve the problem of electrostatic discharge inside hydraulic filters. Caused by the electrical charge build-up due to the passage of oil through the filters, this can result in damage to filter elements, oils and circuit components. It can even cause fire hazards in environments where flammable materials are present.